

Analyzing Box-Office Performance (2007 - 2012)

< Lets get an eagle eye view on how was the average performance at box office in terms of gross value and ratings

Lets understand if Gross value had impact on profits and how different genres performed

Lets see if gross value was impacted by ratings from critic (Rotten tomatoes) and audience reviews

Conclusion >

Lead Studio	Distinct count of Film	Avg. Audience score %	Avg. Profitability	Avg. Rotten Tomatoes %	Avg. Worldwide Gross
Disney	7	72	7	65	289
Summit	5	73	6	39	248
Warner Bros.	12	58	3	36	173
Universal	7	65	4	59	169
Fox	6	69	5	52	120
Sony	4	70	5	52	101
Unknown	1	64	3	39	93
Independent	19	64	7	47	81
Paramount	4	59	3	46	80
20th Century Fox	2	61	3	49	78
CBS	1	47	2	20	77
Lionsgate	2	53	2	7	76
The Weinstein Company	3	69	1	72	23
New Line	1	47	2	15	21
Grand Total	74	64	5	47	136

Clearly this period was pretty average looking at 47% critic ratings for most movies

Apart from Independent, all studios making ≥ 6 movies showed a good gross value performance of over \$100 M

Disney clearly outperformed its competitors by grossing a whopping \$289 M in just 7 movies with pretty good avg profitability and critic ratings

Analyzing Box-Office Performance (2007 - 2012)

Lets get an eagle eye view on how was the average performance at box office in terms of gross value and ratings

Lets understand if Gross value had impact on profits and how different genres performed

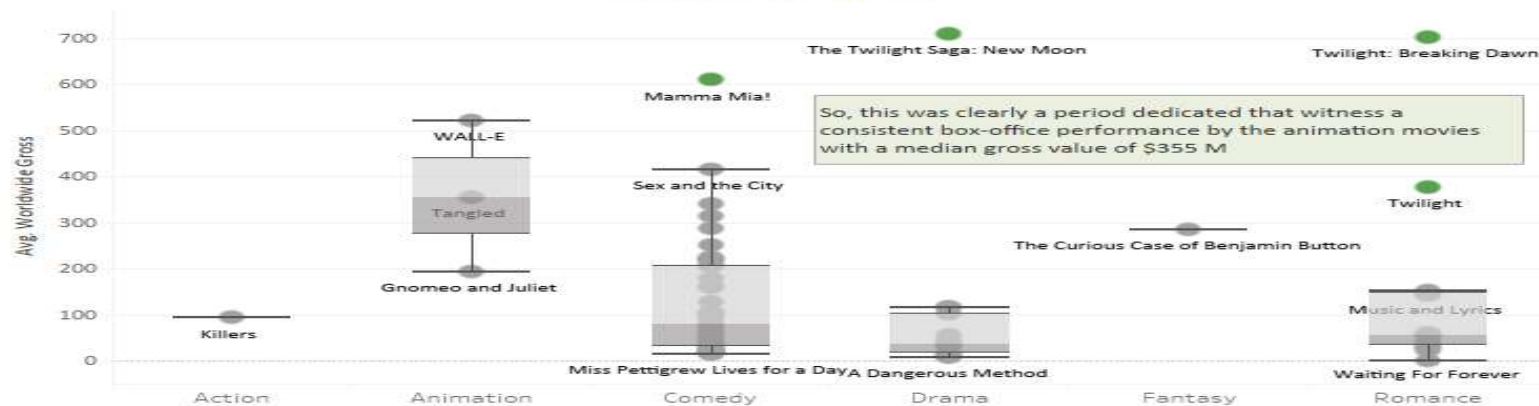
Lets see if gross value was impacted by ratings from critic (Rotten tomatoes) and audience reviews

Conclusion

Did gross value impact profits??



Genre Breakdown



Analyzing Box-Office Performance (2007 - 2012)

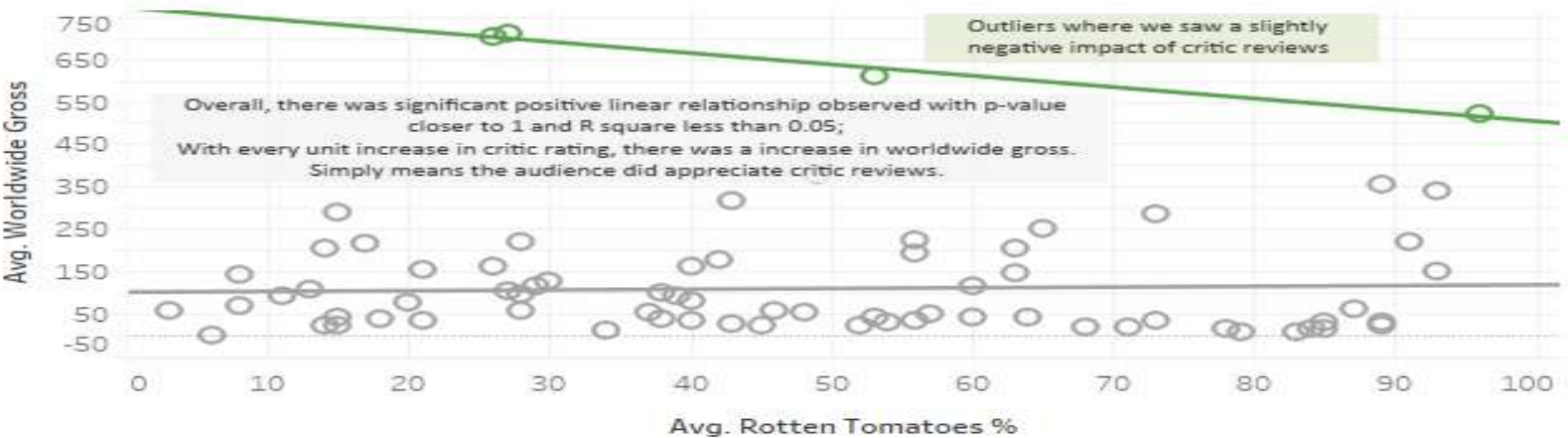
Lets get an eagle eye view on how was the average performance at box office in terms of gross value and ratings

Lets understand if Gross value had impact on profits and how different genres performed

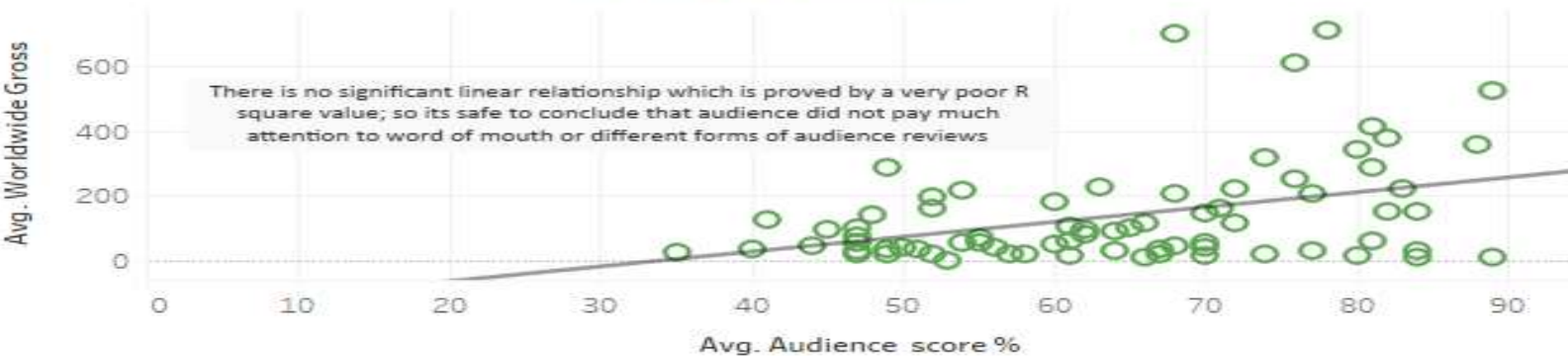
Lets see if gross value was impacted by ratings from critic (Rotten tomatoes) and audience reviews

Conclusion

Impact of Critics



Impact of Audience



Analyzing Box-Office Performance (2007 - 2012)

Get an eagle eye view on how was average performance at box office in terms of gross value and ratings

Lets understand if Gross value had impact on profits and how different genres performed

Lets see if gross value was impacted by ratings from critic (Rotten tomatoes) and audience reviews

Conclusion

